

Bee County, Texas


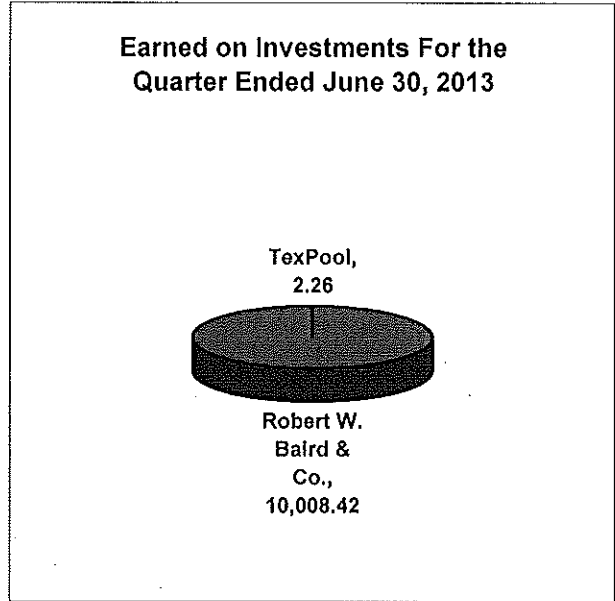

SCHEDULE OF INVESTMENT ACTIVITY

For The Quarter Ending June 30, 2013

Prepared By
County Auditor's Office

**Bee County, Texas
Schedule of Investment Activity Combined
For the Quarter Ended June 30, 2013**

| Investments | Balance 3/31/2013 | Deposits | Withdrawals | Interest | Balance 6/30/2013 |
|-----------------------|----------------------|-------------|-----------------|------------------|----------------------|
| TexPool Investments | 12,013.55 | 0.00 | 0.00 | 2.26 | 12,015.81 |
| Robert W. Baird & Co. | 3,060,732.06 | 0.00 | 1,530.16 | 10,008.42 | 3,069,210.32 |
| TOTALS | 3,072,745.61 | 0.00 | 1,530.16 | 10,010.68 | 3,081,226.13 |



Blandina Costley 7/17/13
Blandina V. Costley, Bee County Investment Officer

Bee County, Texas
Schedule of Investment Activity Combined
For the Quarter Ended June 30, 2013

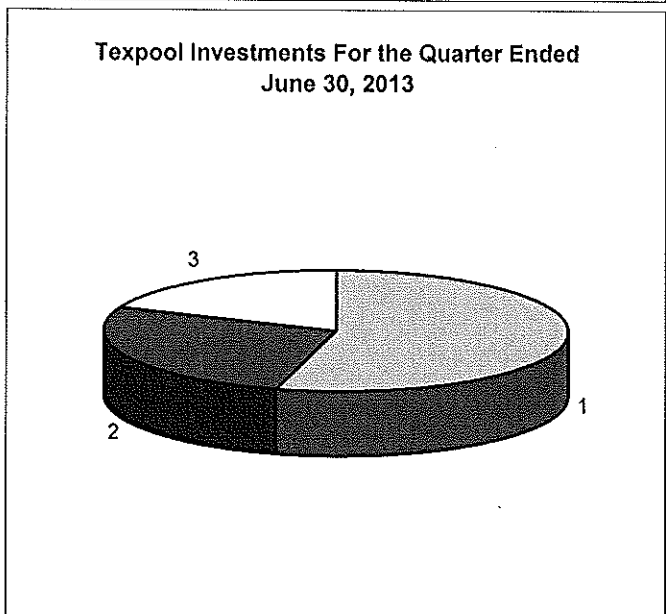
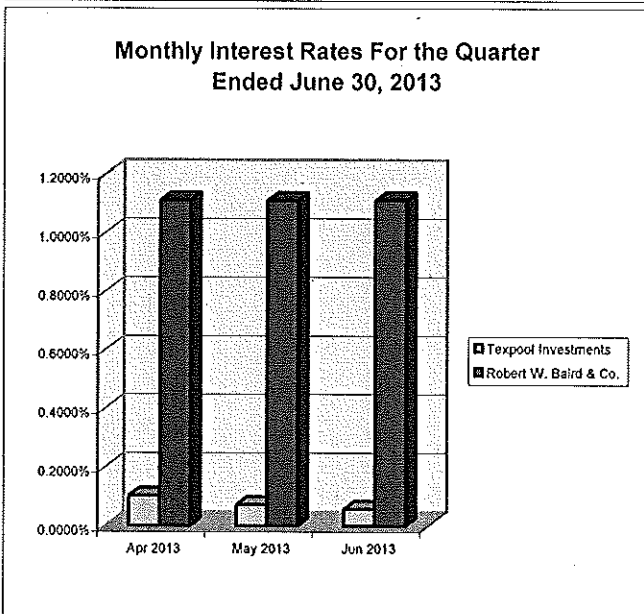
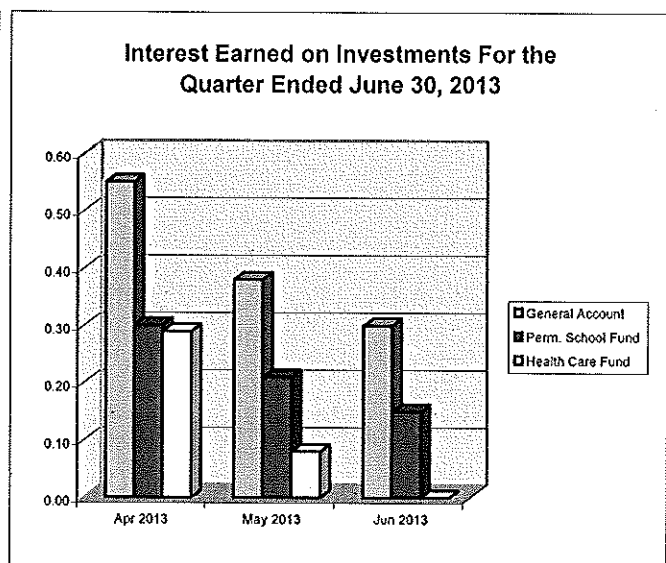
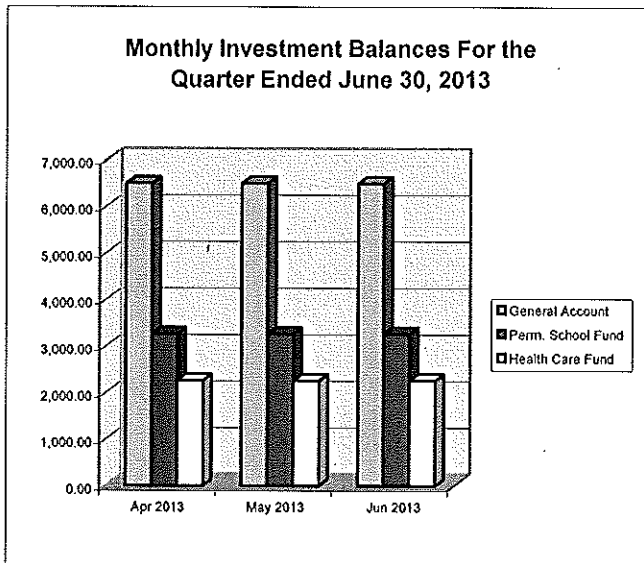
| MONTHLY BALANCES | <u>June 2013</u> |
|-----------------------|----------------------------|
| TexPool Investments | 12,015.81 |
| Robert W. Baird & Co. | 3,069,210.32 |
| Total Monthly Balance | <u><u>3,081,226.13</u></u> |

| INTEREST EARNED | <u>June 2013</u> |
|--|------------------------|
| TexPool Investments | 2.26 |
| Robert W. Baird & Co. | 10,008.42 |
| Robert W. Baird & Co. Prof. Services | -1,530.16 |
| Robert W. Baird & Co. Cost Rpt. & Other Exp. | 0.00 |
| Total Monthly Balance | <u><u>8,480.52</u></u> |

| INTEREST RATES | <u>June 2013</u> |
|-----------------------|------------------|
| TexPool Investments | 0.0576% |
| Robert W. Baird & Co. | 1.11% |
| Prosperity | 0.35% |

Bee County, Texas
Schedule of Investment Activity Texpool
For the Quarter Ended June 30, 2013

| Texpool Investments | Balance 3/31/2013 | Deposits | Withdrawals | Interest | Balance 6/30/2013 |
|--------------------------------|----------------------|-------------|-------------|-------------|----------------------|
| 1. General Account | 6,495.44 | 0.00 | 0.00 | 1.14 | 6,496.58 |
| 2. #80 Perm. School Fund | 3,259.76 | 0.00 | 0.00 | 0.67 | 3,260.43 |
| 3. #23 & 83 Health Care I & II | 2,258.35 | 0.00 | 0.00 | 0.45 | 2,258.80 |
| TOTALS | 12,013.55 | 0.00 | 0.00 | 2.26 | 12,015.81 |



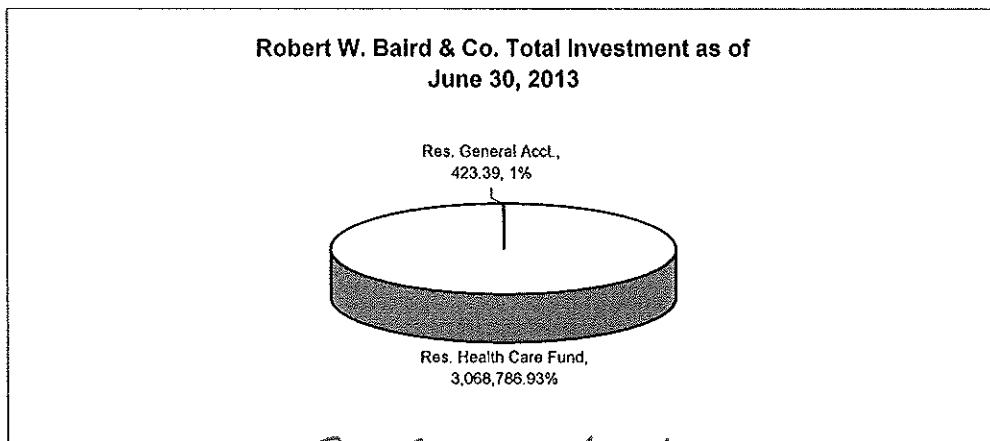
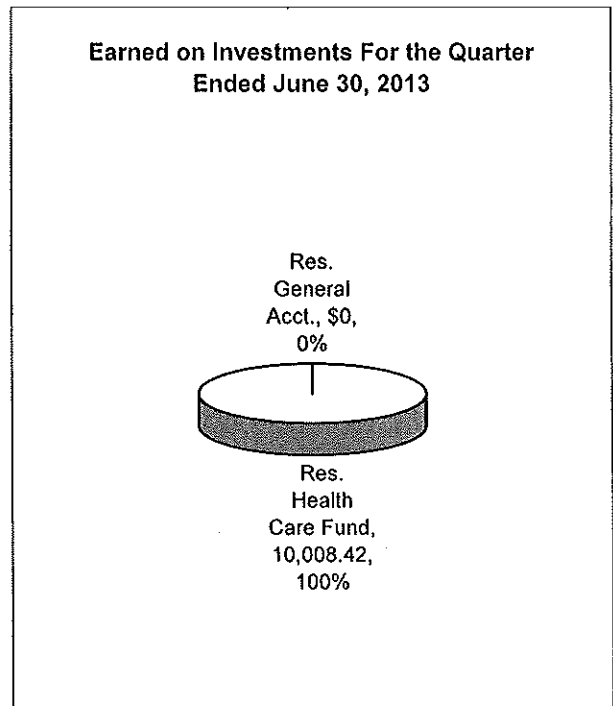
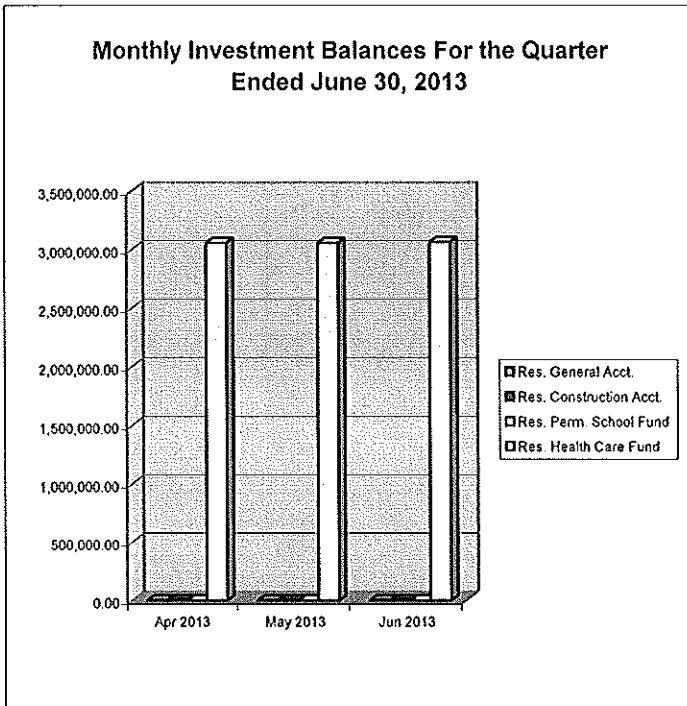
Blandina Costley 7-17-13
 Blandina V. Costley, Bee County Investment Officer

Bee County, Texas
Schedule of Investment Activity Texpool
For the Quarter Ended June 30, 2013

| MONTHLY BALANCES | April 2013 | May 2013 | June 2013 |
|--------------------------------------|------------------|------------------|------------------|
| General Account | 6,495.99 | 6,496.37 | 6,496.58 |
| #80 Permanent School Fund | 3,260.06 | 3,260.27 | 3,260.43 |
| #23 & #83 Health Care Fund I & II | 2,258.64 | 2,258.72 | 2,258.80 |
| Total Monthly Balance | <u>12,014.69</u> | <u>12,015.36</u> | <u>12,015.81</u> |
| INTEREST EARNED | April 2013 | May 2013 | June 2013 |
| General Account | 0.55 | 0.38 | 0.30 |
| #80 Permanent School Fund | 0.30 | 0.21 | 0.15 |
| #23 & #83 Health Care Fund I & II | 0.29 | 0.08 | 0.00 |
| Total Monthly Balance | <u>1.14</u> | <u>0.67</u> | <u>0.45</u> |
| INTEREST RATES | April 2013 | May 2013 | June 2013 |
| TexPool Investments | 0.1022% | 0.0715% | 0.0576% |
| Robert W. Baird & Co. | 1.11% | 1.11% | 1.11% |
| GENERAL ACCT INVESTMENTS | April 2013 | May 2013 | June 2013 |
| General Fund #12 | 1,173.25 | 1,173.33 | 1,173.40 |
| Co. Clerk Records Mgmt Fund #14 | 128.74 | 128.75 | 128.76 |
| Courthouse Security Fund #17 | 31.97 | 31.97 | 31.97 |
| Road & Bridge Fund #20 | 3,113.40 | 3,113.58 | 3,113.72 |
| Special Road Tax Fund #21 | 22.88 | 22.88 | 22.88 |
| Fuel Farm Fund #22 | 24.40 | 24.40 | 24.40 |
| BCRMC Unrestricted Fund #24 | 0.00 | 0.00 | 0.00 |
| Farm to Market Fund #25 | 20.17 | 20.17 | 20.17 |
| Co. Records Management Fund #26 | 501.36 | 501.39 | 501.41 |
| Abandoned Vehicle Fund #30 | 8.33 | 8.33 | 8.33 |
| Law Library Fund #47 | 223.26 | 223.27 | 223.28 |
| Refunding I & S Fund #60 | 60.36 | 60.36 | 60.36 |
| Hillside Drive Improvements Fund #70 | 0.00 | 0.00 | 0.00 |
| Courthouse Renovations Fund #71 | 227.48 | 227.49 | 227.50 |
| Jail Capital Improvements Fund #72 | 44.05 | 44.05 | 44.05 |
| Right of Way Fund #73 | 259.13 | 259.15 | 259.16 |
| Technology Fund #82 | 98.66 | 98.67 | 98.67 |
| Group Health Ins Fund #95 | 558.55 | 558.58 | 558.61 |
| TOTAL GENERAL ACCOUNT INV. | <u>6,495.99</u> | <u>6,496.37</u> | <u>6,496.67</u> |

Bee County, Texas
Schedule of Investment Activity Robert W. Baird & Co.
For the Quarter Ended June 30, 2013

| Robert W. Baird & Co. Investments | Balance 3/31/2013 | Deposits | Withdrawals | Interest | Balance 6/30/2013 |
|-----------------------------------|----------------------|-------------|-----------------|------------------|----------------------|
| Reserve General Account | 423.39 | 0.00 | 0.00 | 0.00 | 423.39 |
| Reserve Construction Account | 0.00 | 0.00 | 0.00 | 0.00 | 0.00 |
| Reserve Permanent School Fund | 0.00 | 0.00 | 0.00 | 0.00 | 0.00 |
| Reserve Health Care Fund | 3,060,308.67 | 0.00 | 1,530.16 | 10,008.42 | 3,068,786.93 |
| TOTALS | 3,060,732.06 | 0.00 | 1,530.16 | 10,008.42 | 3,069,210.32 |



Blandina V. Costley 7/17/13
 Blandina V. Costley, Bee County Investment Officer

Bee County, Texas
Schedule of Investment Activity Robert W. Baird & Co.
For the Quarter Ended June 30, 2013

| MONTHLY BALANCES | April 2013 | May 2013 | June 2013 |
|--------------------------------------|---------------------|---------------------|---------------------|
| Reserve General Account | 423.39 | 423.39 | 423.39 |
| Reserve Construction Account | 0.00 | 0.00 | 0.00 |
| Reserve Permanent School Fund | 0.00 | 0.00 | 0.00 |
| Reserve Health Care Fund | 3,060,308.67 | 3,060,308.67 | 3,068,786.93 |
| Total Monthly Balance | 3,060,732.06 | 3,060,732.06 | 3,069,210.32 |
| INTEREST EARNED | April 2013 | May 2013 | June 2013 |
| Reserve General Account | 0.00 | 0.00 | 0.00 |
| Reserve Construction Account | 0.00 | 0.00 | 0.00 |
| Reserve Permanent School Fund | 0.00 | 0.00 | 0.00 |
| Reserve Health Care Fund | 0.00 | 0.00 | 10,008.42 |
| Health Care fund Prof Services Fee | 0.00 | 0.00 | -1,530.16 |
| Other Fees & Costs | 0.00 | 0.00 | 0.00 |
| Total Monthly Balance | 0.00 | 0.00 | 8,478.26 |
| INTEREST RATES | | | June 2013 |
| Robert W. Baird & Co. | | | 1.11% |
| GENERAL ACCT INVESTMENTS | April 2013 | May 2013 | June 2013 |
| General Fund #12 | 423.39 | 423.39 | 423.39 |
| Courthouse Security Fund #17 | 0.00 | 0.00 | 0.00 |
| Road & Bridge Fund #20 | 0.00 | 0.00 | 0.00 |
| BCRMC Unrestricted Fund #24 | 0.00 | 0.00 | 0.00 |
| Hillside Drive Improvements Fund #70 | 0.00 | 0.00 | 0.00 |
| Courthouse Renovations Fund #71 | 0.00 | 0.00 | 0.00 |
| Jail Capital Improvements Fund #72 | 0.00 | 0.00 | 0.00 |
| Right of Way Fund #73 | 0.00 | 0.00 | 0.00 |
| Group Health Ins Fund #95 | 0.00 | 0.00 | 0.00 |
| TOTAL GENERAL ACCOUNT INV. | 423.39 | 423.39 | 423.39 |



Bee County Reserve Accounts - All Funds
Quarterly Management Report - Summary Statement of Investment Activity
As of June 30, 2013

| | Book Value | Market Value |
|--|----------------|----------------|
| Value at Beginning of Reporting Period | | |
| Date: 03/31/13 | \$3,060,732.06 | \$3,097,754.50 |
| Contributions of Funds to Account | | |
| Date: | 0.00 | 0.00 |
| Date: | 0.00 | 0.00 |
| Date: | 0.00 | 0.00 |
| Distributions of Funds from Account | | |
| Date: | 0.00 | 0.00 |
| Date: | 0.00 | 0.00 |
| Date: | 0.00 | 0.00 |
| Value at Beginning as Adjusted | 3,060,732.06 | 3,097,754.50 |
| Interest and Dividends Received this Quarter | 8,301.26 | 8,301.26 |
| Accrued Interest Purchased | 0.00 | 0.00 |
| Accrued Interest at End of Period | 8,944.49 | 8,944.49 |
| Less: Accrued Interest at Beginning of Period | (6,907.72) | (6,907.72) |
| Bond Premiums Amortized/Discounts Acreated | (329.62) | (329.62) |
| Recognized Gain on Sale(s) or Early Call(s) | 0.00 | 0.00 |
| Recognized Loss on Sale(s) | 0.00 | 0.00 |
| Other Fees or Costs | 0.00 | 0.00 |
| Advisory Fees Paid | (1,530.16) | (1,530.16) |
| Reverse Unrecognized (Gain) or Loss (Period Beginning) | N/A | (37,022.45) |
| Unrecognized Gain or (Loss) (Period Ending) | N/A | 32,728.52 |
| Value at End of Reporting Period | | |
| Date: 06/30/13 | 3,069,210.32 | 3,101,938.83 |
| Change in Value (Period Ending Less Period Beginning) | 8,478.26 | 4,184.33 |
| Days Elapsed during Reporting Period | 91 | 91 |
| Average Daily Change In Value | 93.17 | 45.98 |
| Daily change Multiplied by 365 Days | 34,006.21 | 16,783.29 |
| Weighted Average Daily Balance | 3,060,732.06 | 3,097,754.50 |
| Quarter Ended Annualized Total Return | 1.11% | 0.54% |

Certification: The following persons state affirmatively the following:

- 1) They have jointly prepared and reviewed this Quarterly Management Report, and
- 2) The investment portfolio and this report complies with State of Texas Government

Code Title 10, Section 2256, et. seq. and Bee County Investment Policy.

 7-17-13
 

Blandina Costley, Bee County Investment Officer Joe Carter, Investment Advisor



Bee County General Reserve Fund
Quarterly Management Report - Summary Statement of Investment Activity
As of June 30, 2013

| | Book Value | Market Value |
|--|------------|--------------|
| Value at Beginning of Reporting Period | | |
| Date: 03/31/13 | \$423.39 | \$423.39 |
| Contributions of Funds to Account | | |
| Date: | 0.00 | 0.00 |
| Date: | 0.00 | 0.00 |
| Date: | 0.00 | 0.00 |
| Distributions of Funds from Account | | |
| Date: | 0.00 | 0.00 |
| Date: | 0.00 | 0.00 |
| Date: | 0.00 | 0.00 |
| Value at Beginning as Adjusted | 423.39 | 423.39 |
| Interest and Dividends Received this Quarter | 0.00 | 0.00 |
| Accrued Interest Purchased | 0.00 | 0.00 |
| Accrued Interest at End of Period | 0.00 | 0.00 |
| Less: Accrued Interest at Beginning of Period | 0.00 | 0.00 |
| Bond Premiums Amortized/Discounts Created | 0.00 | 0.00 |
| Recognized Gain on Sale(s) or Early Call(s) | 0.00 | 0.00 |
| Recognized Loss on Sale(s) | 0.00 | 0.00 |
| Other Fees or Costs | 0.00 | 0.00 |
| Advisory Fees Paid | (0.00) | (0.00) |
| Reverse Unrecognized (Gain) or Loss (Period Beginning) | N/A | 0.00 |
| Unrecognized Gain or (Loss) (Period Ending) | N/A | 0.00 |
| Value at End of Reporting Period | | |
| Date: 06/30/13 | 423.39 | 423.39 |
| Change in Value (Period Ending Less Period Beginning) | (0.00) | (0.00) |
| Days Elapsed during Reporting Period | 91 | 91 |
| Average Daily Change in Value | (0.00) | (0.00) |
| Daily change Multiplied by 365 Days | (0.01) | (0.01) |
| Weighted Average Daily Balance | 423.39 | 423.39 |
| Quarter Ended Annualized Total Return | 0.00% | 0.00% |

Certification: The following persons state affirmatively the following:

- 1) They have jointly prepared and reviewed this Quarterly Management Report; and
- 2) The investment portfolio and this report complies with State of Texas Government

Code Title 10, Section 2256, et. seq. and Bee County Investment Policy.


7-17-13



Blandina Costley, Bee County Investment Officer
Joe Carter, Investment Advisor


Bee County Health Care Reserve Fund
 Quarterly Management Report - Summary Statement of Investment Activity
 As of June 30, 2013

| | Book Value | Market Value |
|--|----------------|----------------|
| Value at Beginning of Reporting Period | | |
| Date: 03/31/13 | \$3,060,308.67 | \$3,097,331.11 |
| Contributions of Funds to Account: | | |
| Date: | 0.00 | 0.00 |
| Date: | 0.00 | 0.00 |
| Date: | 0.00 | 0.00 |
| Distributions of Funds from Account: | | |
| Date: | 0.00 | 0.00 |
| Date: | 0.00 | 0.00 |
| Date: | 0.00 | 0.00 |
| Value at Beginning as Adjusted | 3,060,308.67 | 3,097,331.11 |
| Interest and Dividends Received this Quarter | 8,301.26 | 8,301.26 |
| Accrued Interest Purchased | 0.00 | 0.00 |
| Accrued Interest at End of Period | 8,944.49 | 8,944.49 |
| Less: Accrued Interest at Beginning of Period | (6,907.72) | (6,907.72) |
| Bond Premiums Amortized/Discounts Accrued | (329.62) | (329.62) |
| Recognized Gain on Sale(s) or Early Call(s) | 0.00 | 0.00 |
| Recognized Loss on Sale(s) | 0.00 | 0.00 |
| Other Fees or Costs | 0.00 | 0.00 |
| Advisory Fees Paid | (1,530.15) | (1,530.15) |
| Reverse Unrecognized (Gain) or Loss (Period Beginning) | N/A | (37,022.45) |
| Unrecognized Gain or (Loss) (Period Ending) | N/A | 32,728.52 |
| Value at End of Reporting Period | | |
| Date: 06/30/13 | 3,068,786.93 | 3,101,515.44 |
| Change in Value (Period Ending Less Period Beginning) | 8,478.26 | 4,184.33 |
| Days Elapsed during Reporting Period | 91 | 91 |
| Average Daily Change in Value | 93.17 | 45.98 |
| Daily change Multiplied by 365 Days | 34,006.21 | 16,783.30 |
| Weighted Average Daily Balance | 3,060,308.67 | 3,097,331.11 |
| Quarter Ended Annualized Total Return | 1.11% | 0.54% |

Certification: The following persons state affirmatively the following:

- 1) They have jointly prepared and reviewed this Quarterly Management Report; and
- 2) The investment portfolio and this report complies with State of Texas Government Code Title 10, Section 2256, et. seq. and Bee County Investment Policy.


 Blandina Costley, Bee County Investment Officer


 Joe Carter, Investment Advisor